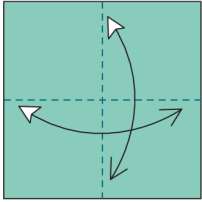
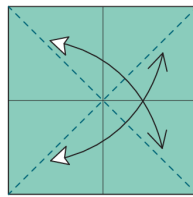


# Parajita (little bird)

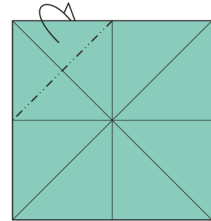
Spain was creating its own form of paper folding hundreds of years ago, much like the Japanese. This bird is actually pictured in a painting from the 1800's called *The Merrymakers* by Carolus-Duran.



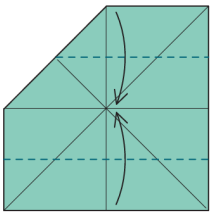
Fold and unfold in half both ways.



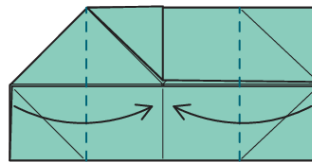
Fold and unfold in half both ways along the diagonal..



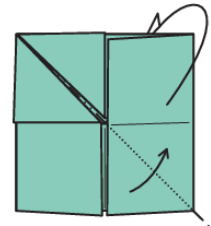
Fold the top left corner behind.



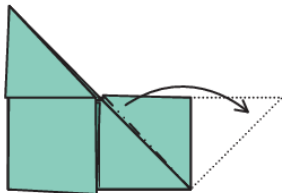
Fold the top and bottom edges to the center line.



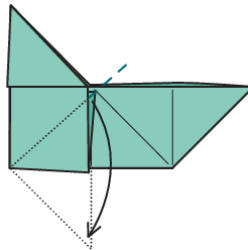
Fold the sides into the center line.



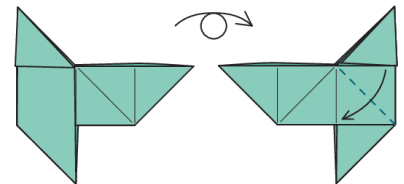
Fold the upper right half behind, allowing the bottom right corner to flip upward.



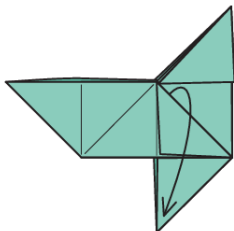
Pull right corner all the way out, folding it in half as you do so.



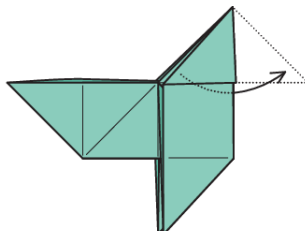
Pull bottom left corner out and down the same way.



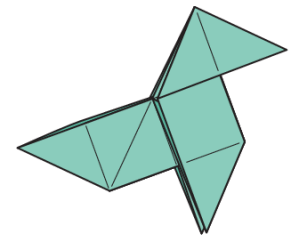
Turn the paper over. Fold the corner down.



Grab the corner and slide it out and down.



Pull the corner out from the top fold.



Your parajita is complete.